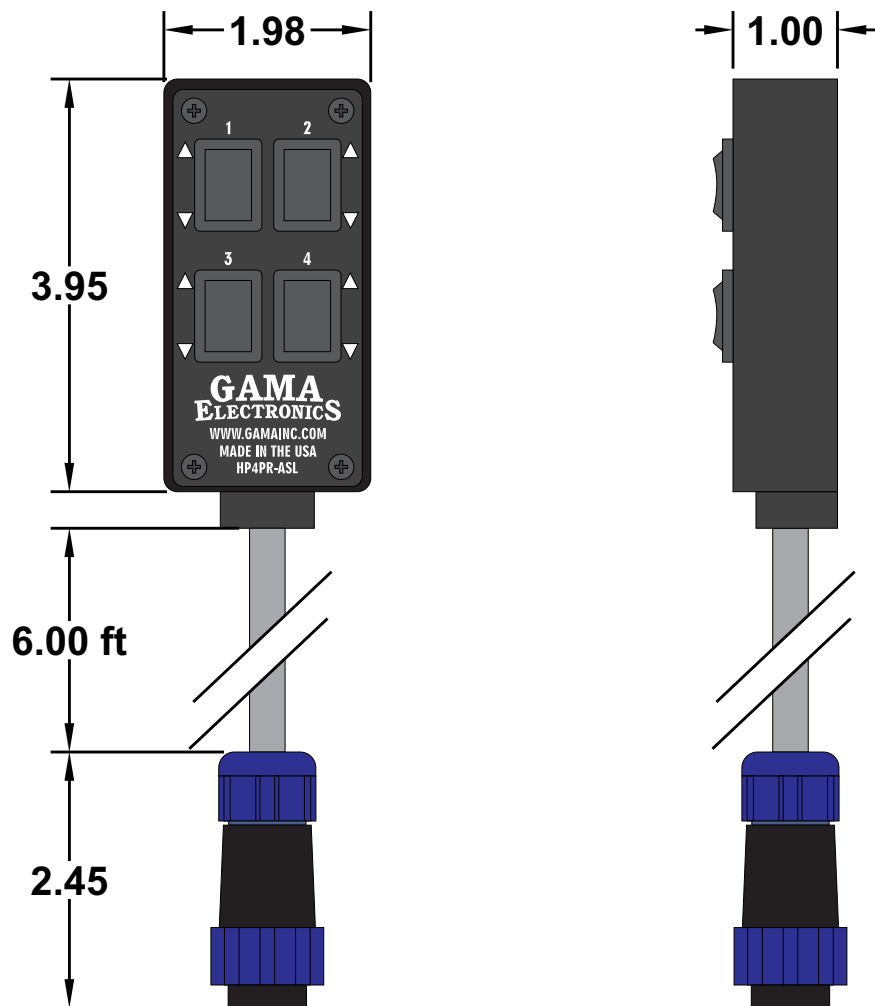


# HP4PR-ASL

Hand-held pendant for use with RF340-4PR-ASL

<https://www.gamainc.com/product/hp4pr-asl>

## Pendant Dimensions



# GAMA ELECTRONICS

P.O. Box 1488, Crystal Lake, IL 60039

Phone: 815-356-9600

Fax: 815-356-9603

Email: [gama@gamainc.com](mailto:gama@gamainc.com)

[www.gamainc.com](http://www.gamainc.com)

## Specifications

- For use with RF340-4PR-ASL
- Assembly includes pendant and harness
- Pendant and harness each supplied with six feet of cable
- Refer to the wiring diagram for hook-up instructions.

Drawn By: KEG

Information contained herein is proprietary information of GAMA Electronics Inc. The dissemination use or duplication of this information, for any purpose other than that for which the information is provided, is prohibited except by express written permission.

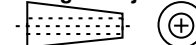
All dimensions are in inches and have a +/- .015" tolerance unless otherwise specified.

Rev: 0

Pg. 1 of 3

Release Date:  
05/29/20

Third Angle Projection



# HP4PR-ASL

Hand-held pendant for use with RF340-4PR-ASL

<https://www.gamainc.com/product/hp4pr-asl>

## Harness Dimensions

# GAMA ELECTRONICS

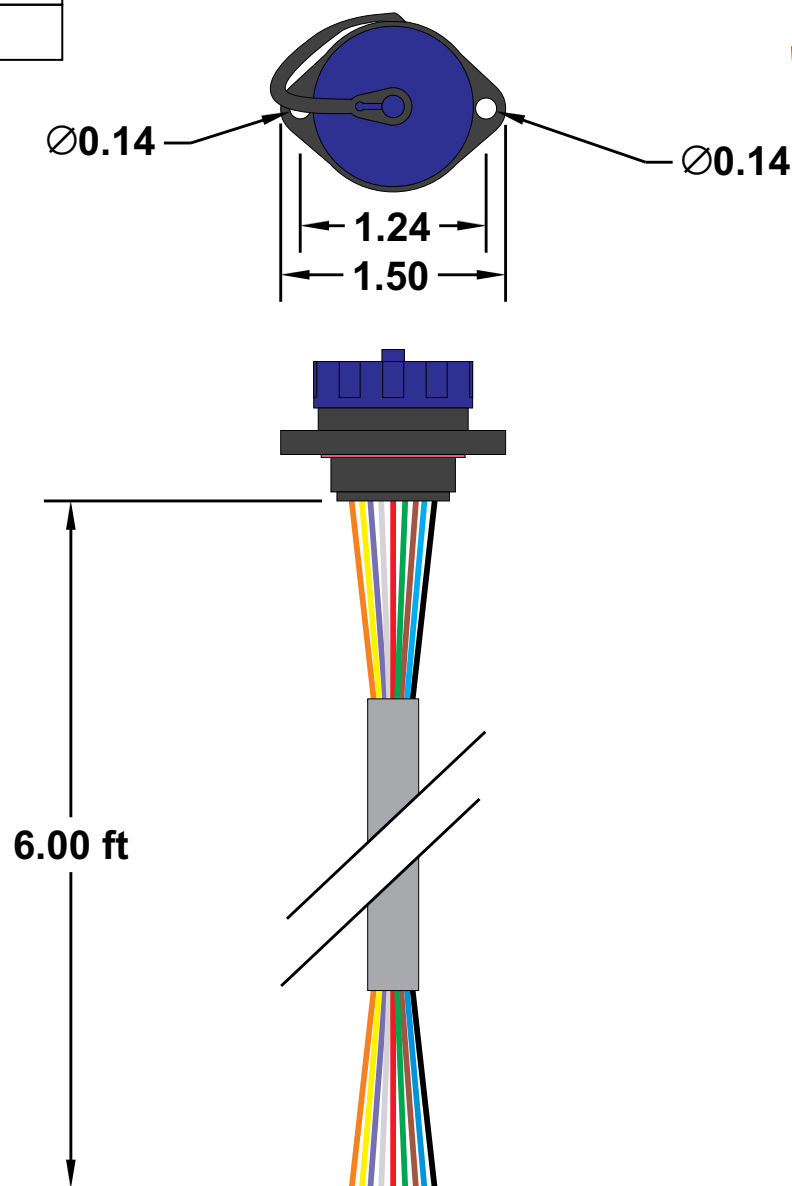
P.O. Box 1488, Crystal Lake, IL 60039

Phone: 815-356-9600

Fax: 815-356-9603

Email: [gama@gamainc.com](mailto:gama@gamainc.com)

[www.gamainc.com](http://www.gamainc.com)



Drawn By: KEG

Information contained herein is proprietary information of GAMA Electronics Inc. The dissemination use or duplication of this information, for any purpose other than that for which the information is provided, is prohibited except by express written permission.

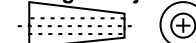
All dimensions are in inches and have a +/- .015" tolerance unless otherwise specified.

Rev: 0

Release Date:  
05/29/20

Pg. 2 of 3

Third Angle Projection



# HP4PR-ASL

Hand-held pendant for use with RF340-4PR-ASL

<https://www.gamainc.com/product/hp4pr-asl>

## Wiring Diagram

# GAMA ELECTRONICS


P.O. Box 1488, Crystal Lake, IL 60039

Phone: 815-356-9600

Fax: 815-356-9603

Email: [gama@gamainc.com](mailto:gama@gamainc.com)

[www.gamainc.com](http://www.gamainc.com)



CONNECTOR CONNECTION	COLOR	FUNCTION
PIN 5	BLACK	COMMON
PIN 1	YELLOW	M1 DOWN
PIN 2	WHITE	M1 UP
PIN 3	RED	M2 DOWN
PIN 4	PURPLE	M2 UP
PIN 6	GREEN	M3 DOWN
PIN 7	BROWN	M3 UP
PIN 8	BLUE	M4 DOWN
PIN 9	ORANGE	M4 UP

Drawn By: KEG

Information contained herein is proprietary information of GAMA Electronics Inc. The dissemination use or duplication of this information, for any purpose other than that for which the information is provided, is prohibited except by express written permission.

All dimensions are in inches and have a +/- .015" tolerance unless otherwise specified.

Rev: 0

Release Date:  
05/29/20

Pg. 3 of 3

Third Angle Projection

