

HPC-1

User Manual



The GAMA Electronics, Inc. HPC-1 remote control receiver operates from a single 20-28 VDC power supply. Three non-isolated outputs are controlled by relays which, when energized, route the input power supply voltage directly to the corresponding output(s). **Note: To operate the system the ON/OFF button must be held for 3 seconds. This will activate the system. After 5 minutes of inactivity the control will deactivate.**

The receiver is encased in a mounting tray and provides wire leads for connecting the input power and outputs. The “PROGRAM” push button switch on the receiver is used to learn the transmitter(s) address and store it in memory. The “PROGRAM” LED on the receiver indicates the receiver’s programming status and also illuminates when a relay is energized.

The keyfob style RF transmitter (model KF340-3) supplied with the unit has two momentary buttons that control normally-open contacts on the receiver which remain energized for as long as the buttons are pressed. A third button is the master enable which must be held for three seconds to unlock the receiver’s other functions. This is a safety feature that eliminates unintentional activation of the outputs, even if the enable button is bumped.

To extend the receiver’s range of operation, an optional external antenna is available. It is enclosed in a separate waterproof housing and increases range performance up to 900 feet under ideal conditions. The LRA-340 long-range antenna is supplied with a 4-foot cable with waterproof connector that attaches to the receiver. For the longest possible range of reception, the antenna should be mounted vertically, above the receiver, such as on a vertical pole.

Up to twelve KF-340-3 transmitters can be programmed and used with the receiver.

Specifications

Power Supply: 20-28VDC 10A - Reverse polarity protected. Not fused.

Output relays: 8A MAX switching current (total not to exceed MAX power input rating)

Power consumption: <50mA

Input power connection: 18 AWG 300V stranded MTW or equivalent. Output connection: 18 AWG 300V stranded MTW or equivalent. Momentary or Latching operation: Momentary only

Shipping Weight: 1 lb

Dimensions: 4.76 in (W) 5.00 (D) 1.17 (H)

Mounting instructions: 4 mounting holes .18 in diameter. Up to #8 screw Environmental:

Operating temp: 0° F-160° F

Not IP rated

Accessories: KF340-3 transmitter, LRA-340 external antenna

Applications: Optimized for remote control of hydraulic systems using 24VDC power supply

Programming instructions

Connect power to receiver.

Press pushbutton on receiver. LED will illuminate.

Immediately (within 5 seconds) press any button on transmitter. Receiver LED will blink off then on.

After 5 seconds, the LED will extinguish.

The receiver is now programmed.



Figure 1. HPC-1 Enclosure Dimensions
Units = inches (NTS)

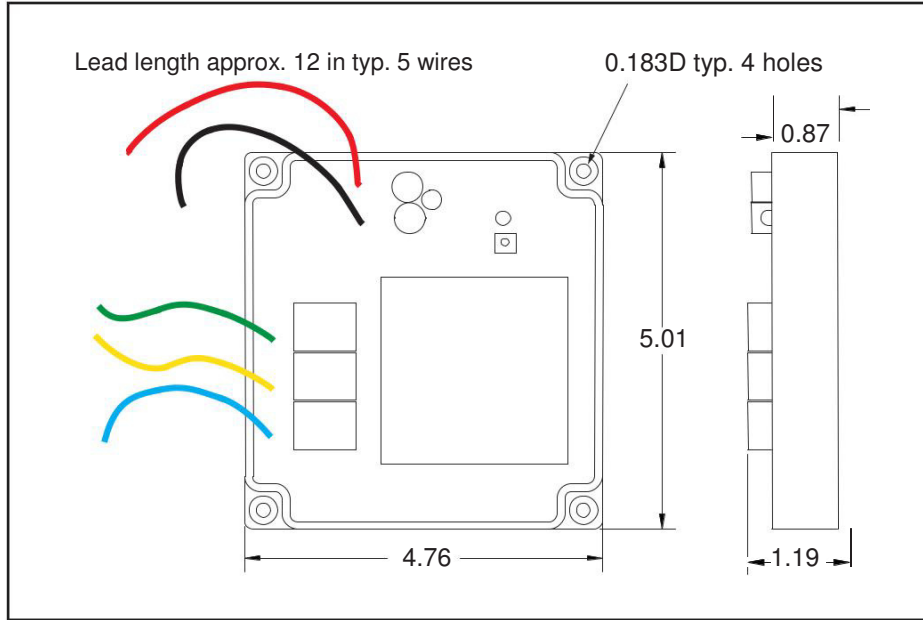


Figure 2. LRA340 External Antenna Dimensions
Units = inches (NTS)

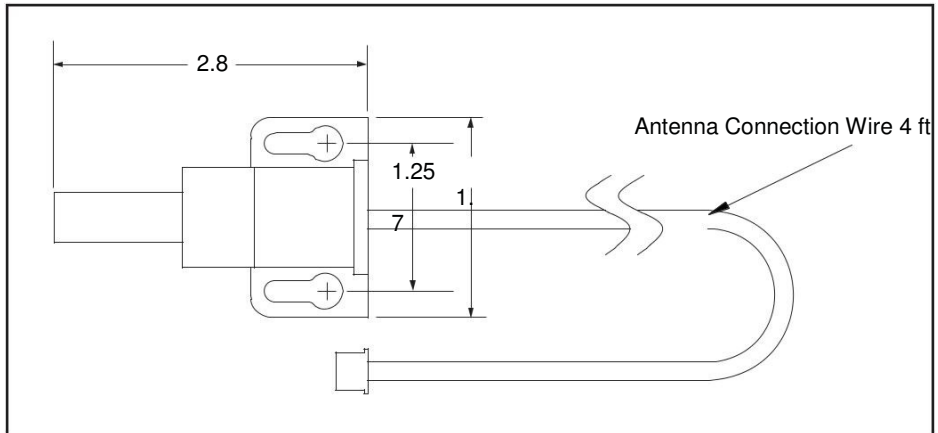


Figure 3. KF340-3 Dimensions
Units = inches (NTS)

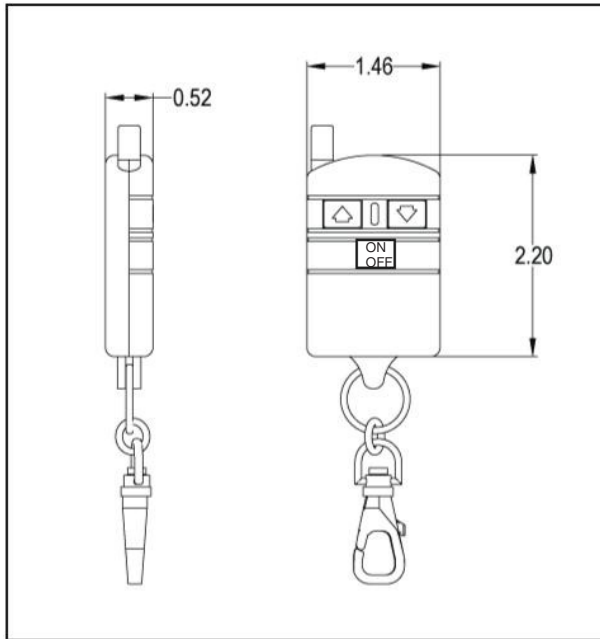
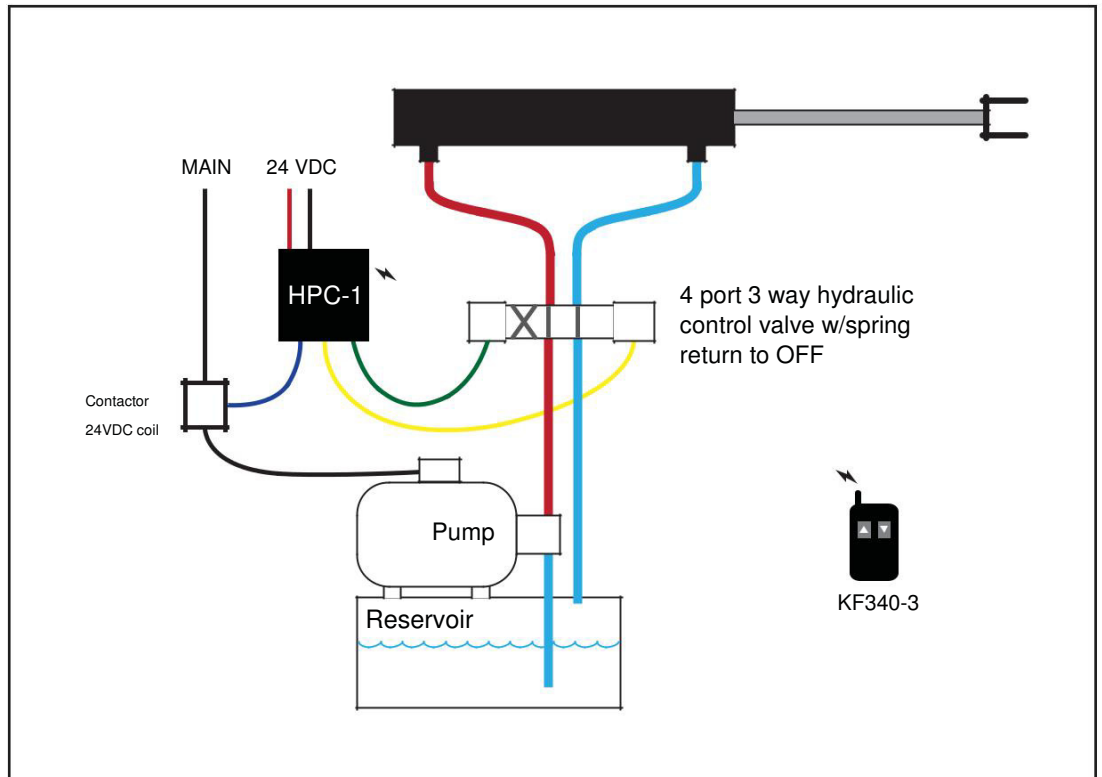


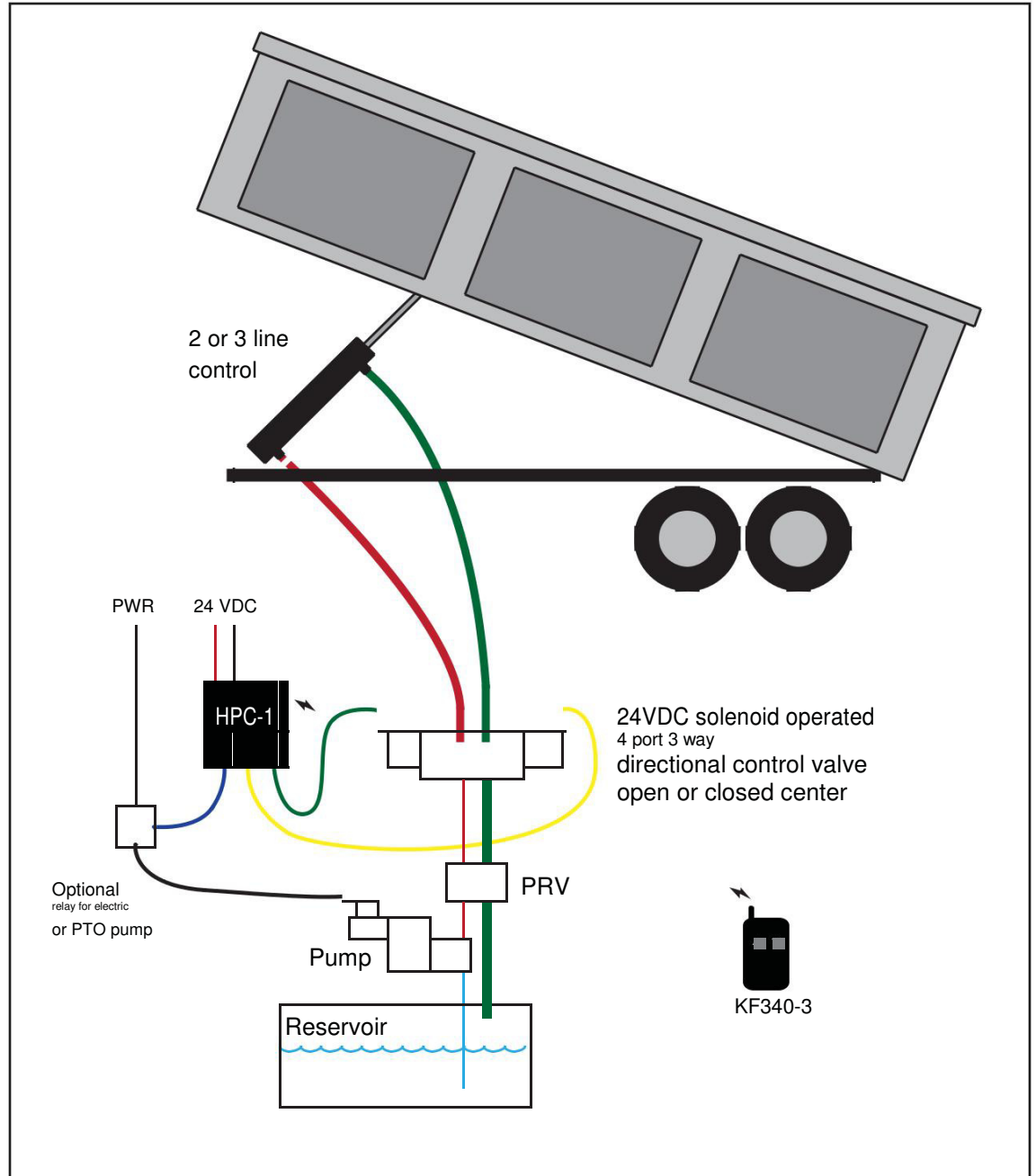
Figure 4. Stationary Hyd System Diagram



GAMA Electronics, Inc.



Figure 4. Mobile Hyd System Diagram



GAMA Electronics, Inc.



Office:
GAMA Electronics, Inc.
PO Box 1488
Crystal Lake, IL 60039
(815) 356-9600

Shipping:
GAMA Electronics, Inc.
1240 Cobblestone Way
Woodstock, IL 60098-5205

Visit our online store at
<http://gamainc.com>
Email: gama@gamainc.com

GAMA Electronics, Inc. General Terms of Sale

TERMS: Net 30 for qualifying companies

CREDIT: GAMA Electronics, Inc extends open account privileges to all qualified enterprises that meet our requirements. All new accounts desiring credit must submit name of bank and three (3) trade credit references. All accounts must submit a valid resale tax card for the state in which they are located.

CREDIT CARDS ACCEPTED: VISA, MasterCard, and American Express.

FOB: Woodstock, Illinois

FREIGHT POLICY: Freight shortages or damage claims must be made directly to the freight carrier. Our responsibility ends when goods have been consigned to a public carrier. Damage to a shipping carton or a shortage should be noted on the freight bill at time of receipt of freight. A damage or shortage claim should be filed immediately. Concealed damage found when merchandise is unpacked should be reported to the carrier immediately. The shipping carton must be seen by an inspector who will file a claim and give the receiver a signed inspection report.

RETURNS FOR CREDIT: Merchandise may not be returned for credit without authorization. A return authorization number may be obtained through the Customer Service Department at GAMA. Return authorization numbers are good for 30 days. All returned merchandise is subject to inspection prior to any credit being processed. Merchandise should be returned in original cartons if possible.

WARRANTY: GAMA Electronics, Inc. warrants to the customer for a period of one year (unless otherwise indicated) from date of shipment that the goods at the time of shipment will be free from defects of material and workmanship and will be in accordance with specifications which are made a part of the sales contract by reference thereto. GAMA Electronics Inc.'s sole obligation under the foregoing warranties will be limited to either, at GAMA Electronics Inc.'s option, replacing or repair-ing defective goods or refunding the purchase price for such goods theretofore paid by the customer, and the customer's exclusive remedy for breach of any such warranties will be enforcement of such obligation of GAMA Electronics, Inc. This warranty, however, (a) extends only to, and is intended for the benefit only of customer (original Purchaser), and does not obligate, and shall not be construed to obligate, GAMA Electronics Inc. to any person or organization other than the customer, (b) is effective only when the customer returns such defective part or parts to GAMA Electronics Inc.'s factory, transportation prepaid, immediately upon customer's discovery of the defect in question; (c) is not effective when the part or product in question, is or has been, operated beyond rated capacity, used or applied improperly, or used with parts which are not made or recommended by GAMA Electronics Inc.; and (d) does not render GAMA Electronics, Inc. liable for any claim or claims for damages which may result, directly or indirectly, from any defect in any part or parts manufactured by GAMA Electronics, Inc.; except to replace the part or parts in question.

We made a promise to ourselves and to our customers - that we will faithfully maintain formal standards of quality and apply those standards to all we do - without compromise.

We embarked on our quality mission in 1993, received our first certification in 1995 and are proudly ISO9001:2008 certified. We also comply with TS16949 quality standards for the automotive industry. We constantly promote quality culture throughout our organization. You can be assured you will receive top quality products and services, meeting or exceeding your expectations when you do business with us.

